

25th year
of data about young people

Young People into 2011

Chapter 9

More responses from 10-11 year olds

9 More Primary Questionnaire Responses

25th year

The primary Health Related Behaviour Questionnaire contains around 50 questions, compared with more than a hundred in the secondary version. Overall, therefore, many more secondary questions lack a primary equivalent than the other way round. However, some questions in the primary version do not match up with any of the 'secondary' questions. There are also questions that cover similar aspects whose data are difficult to merge, so that some information is lost. We present the major omissions here, as they cover important aspects of the lives of these very young people.

Question

Health and Safety

Bullying - Have any of the following happened to you in the last month? 116

Bullying - Where did these unpleasant experiences happen? 117

Bullying - Do you think you are being 'picked on' or bullied for any of the following reasons? 118

Have you ever been approached by an adult who scared you or made you upset? 119

What did you do when an adult scared or upset you? 120

Legal and Illegal Drugs

Do you think you will smoke when you are older? 121

Have any of the following talked with you about drugs? 122

Exercise & Sport

During school playtimes (including dinner times), do you spend time? 123

Being bullied (1)

Around 22% experience some form of bullying


Have any of the following happened to you in the last month?

Responses to 'often' or 'every day'.

1. Around 22% of primary pupils report that they have been bullied *often* or *every day* in one or more of the listed ways.
2. *Being teased/made fun of* or *called nasty names* are the main causes of unhappiness for many primary school pupils.

Comments

1. Slightly more males than females report incidences of physical rather than verbal forms of bullying. It is the females, however, who report more fear of going to school because of bullying (See page 30).
2. The *none of these* data reveal that around 22% of pupils report at least one of these things happening to them *often* or *every day*. It is evident that some of these pupils are experiencing more than just one of these forms of bullying.



Being bullied (2)

Playtime and lunchtime can cause anxiety for up to 12%


Where did these unpleasant experiences happen?

Responses to 'often' or 'every day'.

1. Outside and inside during *playtime* and *lunchtime* causes problems for up to 12% of primary children and 10% report bullying problems in the classroom at break time
2. 7% of pupils report being bullied *at or near home*.
3. 6% report being bullied *during lesson time*.

Comments

1. The top two categories unsurprisingly relate to free time during school hours - outside and inside during *playtime* and *lunchtime*. It can often be difficult for staff to monitor how much bullying behaviour occurs in this free time because of the nature of the playground.
2. Teachers may well be concerned to learn that up to 6% of pupils report being bullied *during lesson time*.
3. Since 1997, more primary pupils have consistently reported being bullied during free times, ie. outside and inside during *playtime* and *lunchtime*. ('Trends-Young People and Emotional Health and Well-Being 1983-2003').



Being bullied (3)

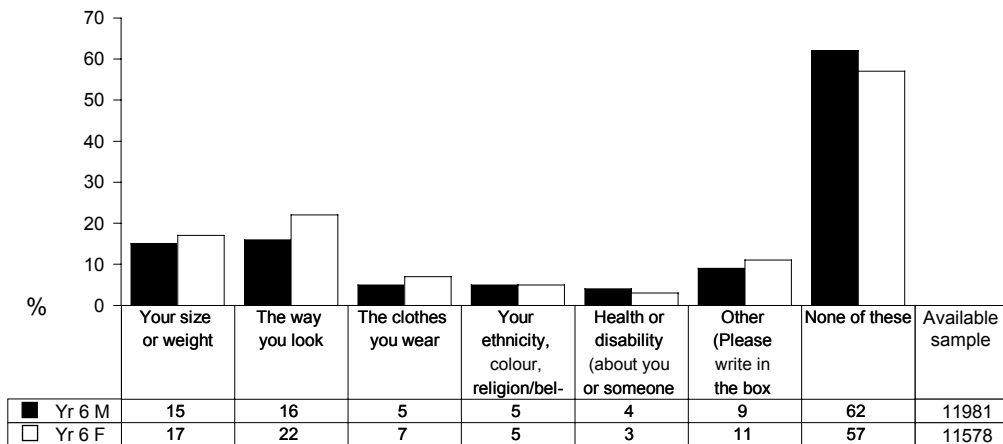
22% of the females picked on for 'the way they look'

Do you think you are being 'picked on' or bullied for any of the following reasons?

Comments

1. Around 40% responded to being 'picked on' or bullied, most felt it was due to their 'size or weight' or to the 'way they looked'.
2. Generally there are little differences between genders, but more of the 10-11 year old females, compared with the males, thought they were being 'picked on' because of their size and weight or the 'way they looked'.

1. This was a new question in 2002 and size and weight or the 'way they looked' are the main reasons for being bullied.
2. We note that among secondary pupils 'the way you look' is a significant worry and clearly 'size and weight' are related to this.

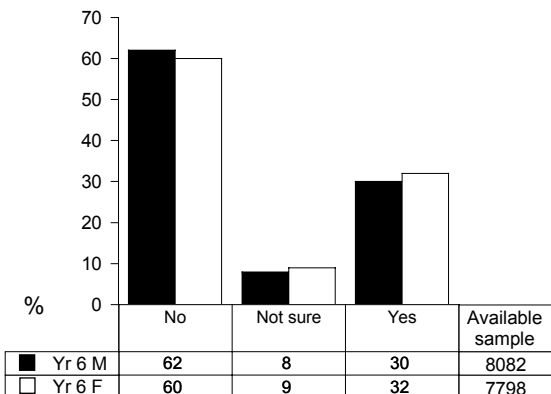


Danger (1)

Around 31% have had some sort of upsetting experience

Have you ever been approached by an adult who scared you or made you upset?

1. Around 31% report that they have been 'scared or upset' by an adult.
2. Another 9% of pupils also report some element of disquiet about an incident or incidents that may have happened to them.



Comments

1. The figures for both genders remain high as in previous years. It is important to note here, that these figures denote the percentage who felt anxious at the approach of an adult, not necessarily an incident.
2. Since 1999 between 28%-33% of primary pupils have reported being 'scared or upset' In 2010 a lower reporting of 'Not sure' increased the 'Yes' (31%) responses.
3. These data indicate that education about incidents that may cause anxiety is important for both males and females in primary schools.
4. The question doesn't ask for any details about the behaviour they were worried about, but it does ask a follow-up question 'what did you do?'
5. We recognise that adults known to a child are more likely to threaten or abuse that child than strangers. However, we do not wish to be responsible for introducing this idea to children in the context of a questionnaire when there might not be an opportunity to discuss all issues arising.

Danger (2)

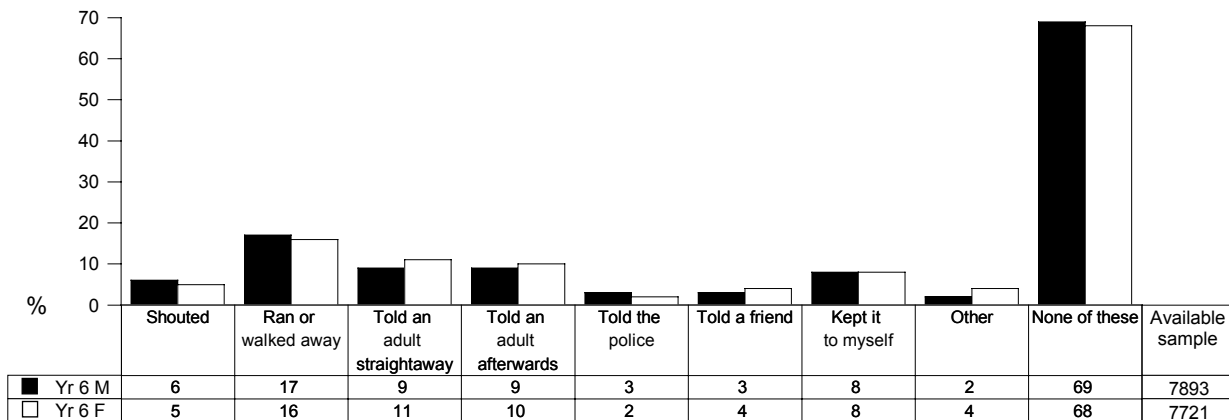
Ran or walked away was the most frequent course of action

What did you do when an adult scared or upset you?

Comments

- 16% of primary school pupils *ran or walked away* when approached by an adult who upset them.
- Up to 11% told an adult straightaway.
- 3% reported the incident to the police but 8% never told anyone.
- The 'none of these' column also includes the children who have never been so approached.

- The percentage of children recording that they *ran or walked away* is consistent with figures from 1999 onwards and range between 14%-23%.



Smoking

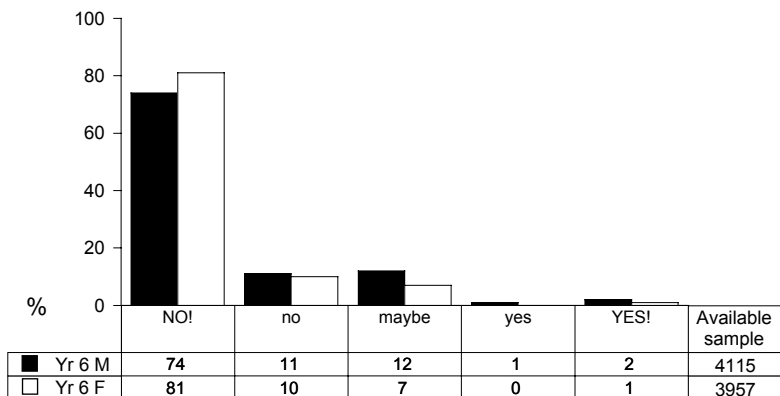
Up to 15% said *maybe* or *yes*

Do you think you will smoke when you are older?

- Up to 81% of these youngsters said that they don't think they will smoke when they are older.
- Up to 15% said *maybe* or *yes*.

Comments

- Up to 15% of over 8,000 primary school pupils say that they might well smoke. Are their perception, of the dangers, may be outweighed by their perceptions of smoking by role models?
- On page 64 we see that at age 10-11 years old, 95% of the 10-11 year old females report having never smoked at all. By the time they are 14-15 years old, 54% of the females report having never smoked at all.
- If the messages about the dangers of smoking could be reinforced earlier, would fewer young people take up smoking? Most primary pupils are adamantly anti-smoking.



Talking about drugs

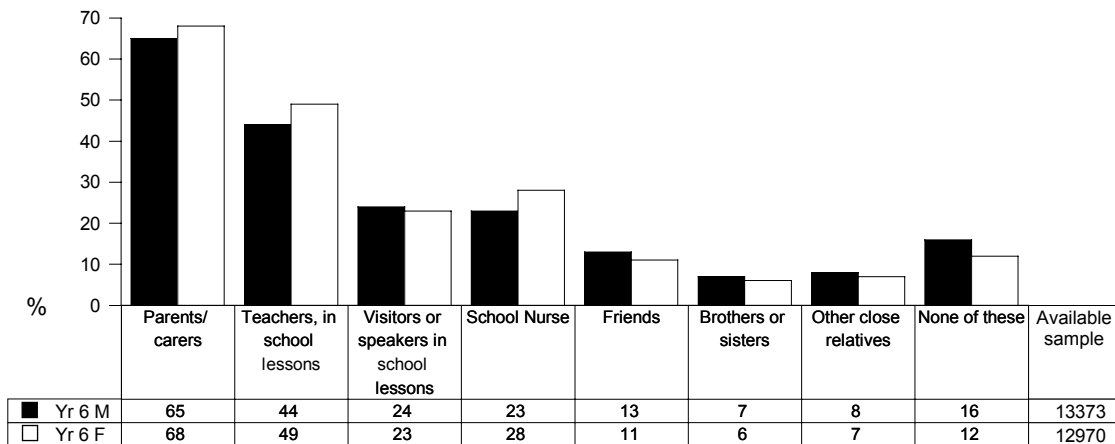
Up to 49% say *teachers* talked with them about drugs

Have any of the following talked with you about drugs?

- Up to 68% of primary school youngsters said that their parents talked to them about drugs.
- Up to 49% said that their teachers talked to them about drugs.

Comments

- Teachers remain a popular choice.
- This question was new in 2002; previously we asked 'who would you like to talk with about drugs', when parents got the top vote.



Playtime and dinner time

More females than males report playing running or skipping games

During playtimes (including dinner times), do you spend time...?

Responses to 'sometimes' or 'often'.

1. More females than males spend time chatting and playing running and skipping games at playtime.
2. More males than females report playing ball games.
3. 17% of males and 23% of females favour *reading quietly*.

Comments

1. Significantly more males than females take part in ball games during playtime, while more females than males report playing running or skipping games. We know that games such as football can occupy a large proportion of the available space in the playground.

